

¿Subes?



gama STL 45

□ Acabados

Techos

□ STANDARD: EUROPA o Q

Variantes:

FANTASIA*

UNIVERSO*

■ INOX SPOT

*Posibilidad de fabricarse en INOX

□ Suelos

PVC Negro

PVC Gris

PVC Beige

Goma a topos negros

*Silestones, granitos, etc.

*Posibilidad de servir pavimentos o preparar cabinas sobre pedido cliente

Paneles

Gama Luxe:

PPS17 Negro

PPS14 Gris

PPS31 Azul

Complementos de la decoración

Pasamanos:

Pasamano Inox diam. 40 mm


Características

Cabina fabricada en paneles modulares de chapa plastificada sin separación.


Rinconeras en Acero Brillo a 45° o 90°, zócalos y embocaduras en Inox GP220, incluye Espejo Modular parsol bronce.




Techos




Europa



Q



Fantasia



Universo




Inox Spot

Paneles

Gama Luxe



PPS17 Negro




PPS14 Gris



PPS31 Azul

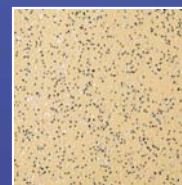
Suelos



PVC Negro



PVC Gris



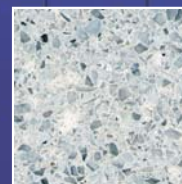
PVC Beige



Goma a topos negros



Granitos



Silestones

